

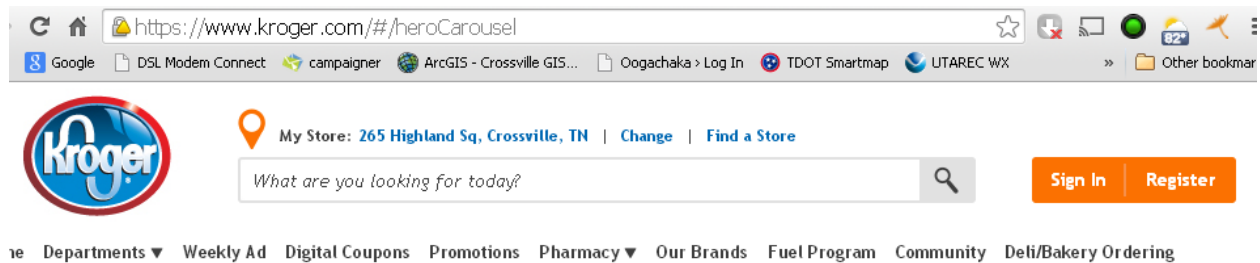
Kroger Community Rewards Re-certification Aug 1-31, 2017

Overview:

- Sign in to your Kroger account
- Open your account details
- Edit your Community Rewards charity selection

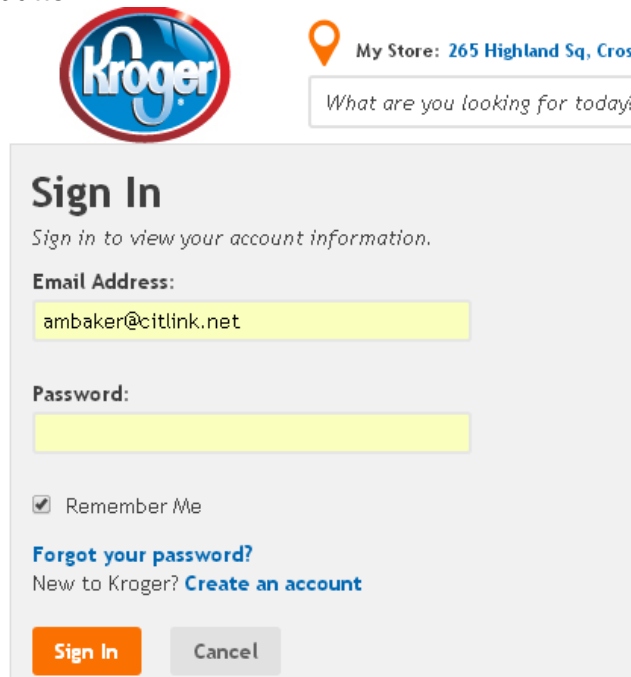
Details

Log in to your Kroger Account
Go to www.Kroger.com



The screenshot shows the Kroger website homepage. The browser address bar displays <https://www.kroger.com/#/heroCarousel>. The page features the Kroger logo on the left, a search bar with the placeholder text "What are you looking for today?", and "Sign In" and "Register" buttons on the right. Below the search bar is a navigation menu with links for Departments, Weekly Ad, Digital Coupons, Promotions, Pharmacy, Our Brands, Fuel Program, Community, and Deli/Bakery Ordering. The current store location is identified as "My Store: 265 Highland Sq, Crossville, TN".

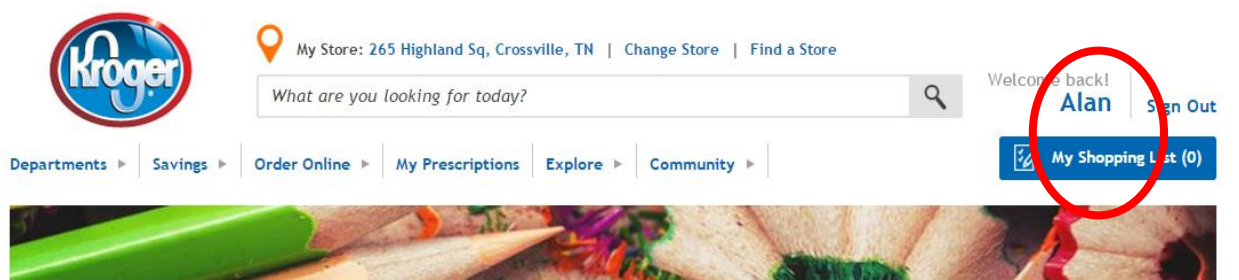
Sign In .. enter your email address and your password and then click on the **Sign In** button.



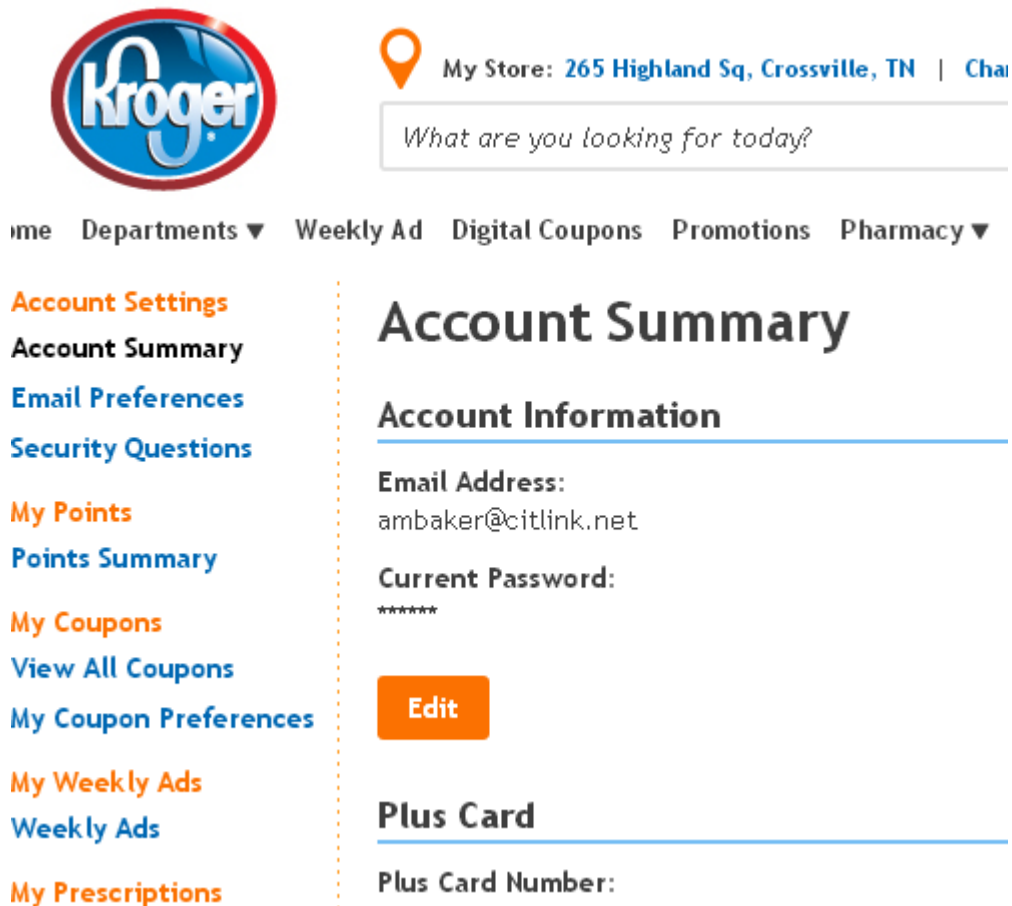
The screenshot shows the "Sign In" form on the Kroger website. The form is titled "Sign In" and includes the instruction "Sign in to view your account information." It contains the following fields and options:

- Email Address:** A text input field containing the email address "ambaker@citlink.net".
- Password:** A text input field for the user's password.
- Remember Me
- [Forgot your password?](#)
- New to Kroger? [Create an account](#)
- Buttons: "Sign In" (orange) and "Cancel" (grey).

Click on your name by the “Welcome back” ...



Your account summary is shown ...



Scroll Down until the **Community Rewards** section appears:

Community Rewards

Organization Name:
WAGS AND WHISKERS PET RESUE, INC

Organization Number:
60956

Enrollment Date:
08/20/2013

Last Quarter Kroger Donation:
\$0.33

[Edit](#) [Cancel Enrollment](#)

You should see a “Renew” button next to the **Cancel Enrollment** button. Click on the **Renew** button ... If there is no “Renew” button, click on the “Edit” button and follow the instructions below:

A new window will appear ... in the Search box, enter “wags” and then click **Search**

Find your Organization

Enter your organization's number or at least 3 letters of your org

 [Search](#)

[View All Organizations](#)

Then you will see us listed...click on the small circle to the left of our name and then the **Enroll** button will become active. Click on **Enroll**.

Organization Name	Add
<input checked="" type="radio"/> WAGS AND WHISKERS PET RESUE, INC	121

Click 'Enroll' to complete your enrollment.

Congratulations.... You have re-enrolled with Wags and Whiskers as your charity of choice for Kroger Community Rewards. Thank you very much for your support.